

# SHARP®

In step with your future.

Japanese Brand

Maximum Power

615W

Maximum Efficiency

22.80%

Power Tolerance

0~+5%

# NB - JE615

## Bifacial Mono-Crystalline Half-Cut Photovoltaic Module N-Type



### CELL TYPE

N-Type/MBB/Monocrystalline/Half-Cell



### HIGH EFFICIENCY, HIGH GENERATION

Based on Monocrystalline silicon wafer and TOPCon cell technology, the power generation efficiency has greatly improved with lower degradation and better temperature coefficient.



### EXCELLENT ANTI-PID PERFORMANCE

Cell manufacturing technology optimization and materials control will help reduce PID degradation rate to the minimum

12

YEARS

Product Warranty

30

YEARS

Power Output Warranty



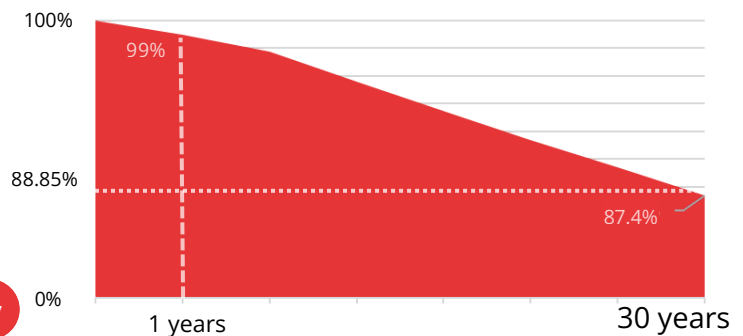
### SUPPORT 1500V SYSTEM

Increase the number of system modules in series, reduce overall cost of terminal power plant



### STRONG MECHANICAL LOAD CAPACITY

Withstand snow pressure up to 5400Pa on the front face and wind pressure up to 2400Pa on the rear face



## CONNECT WITH US



(+66) 2-855-8800/ (+66)98-278-0845



info@sssa.sharp-world.com



http://sssa.co.th



www.facebook.com/sharpsolarsolution

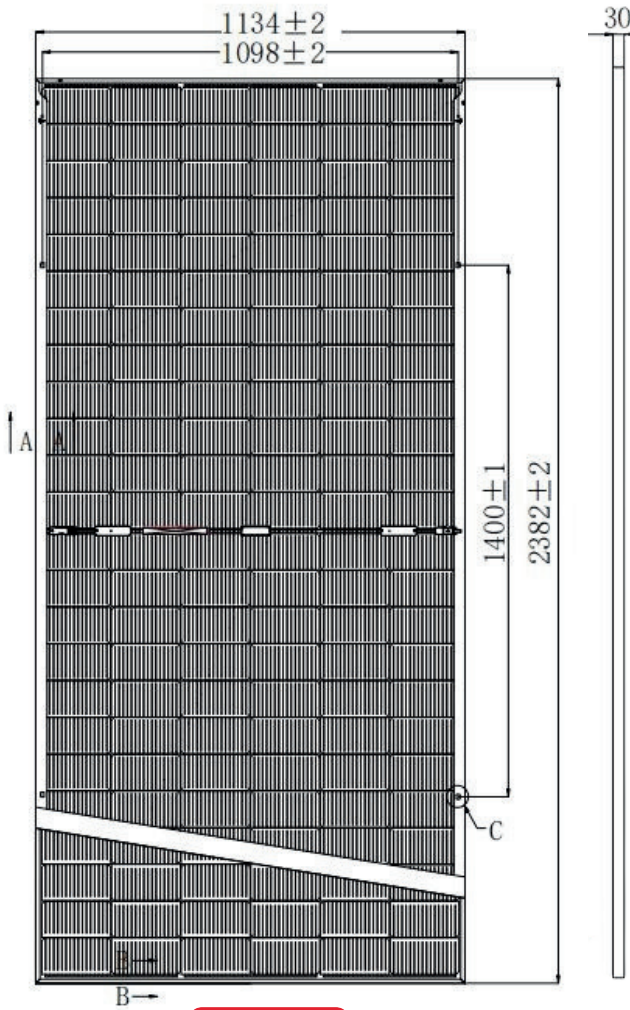
952 RAMALAND BUILDING.

15th FLOOR, RAMA IV ROAD. SURIYAWONG, BANGRAK, BANGKOK 10500 THAILAND

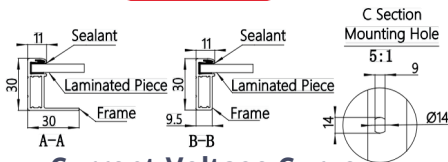


VISIT OUR WEBSITE

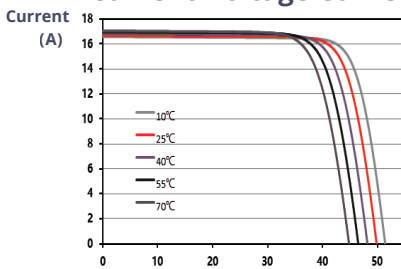
## NB - JE615



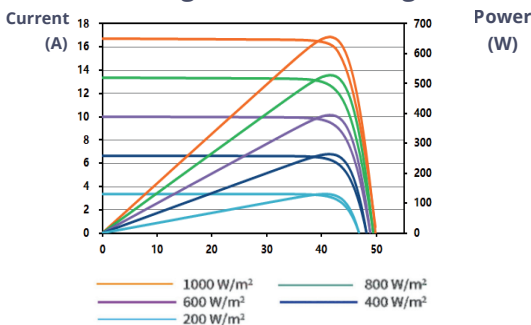
REAR VIEW



Current-Voltage Curve



Power-Voltage&Current-Voltage Curve



### MECHANICAL DATA

No. of Cells	132 pcs. 6x11x2 series cells in parallel
Dimension (L x W x D)	2,382 x 1,134 x 30 mm
Weight	34 ±1kg
Frame	Anodized aluminum alloy
Front Glass	2.0 mm Semi-tempered embossed coated glass
Back Glass	2.0 mm Semi-tempered embossed/high-reflection
Junction Box	Protection IP-rating 68
Cable	4.0 mm <sup>2</sup> ; 1,600±50 mm or customized length
Connector	C1 & MC4

### BI-FACIAL MONOCRYSTALLINE

### ELECTRICAL DATA (STC\*)

Parameter	Symbol	Value	Unit
Maximum Power	Pmax	615	Wp
Tolerance of Pmax		0 to +5	%
Open-Circuit Voltage	Voc	48.75	V
Short-Circuit Current	Isc	16.06	A
Voltage at Point of Maximum Power	Vmpp	40.73	V
Current at Point of Maximum Power	Impp	15.10	A
Module Efficiency	ηm	22.80	%

### BI-FACIAL GENERATION DATA (STC\*)

5% 15% 25%

Parameter	Symbol	5%	15%	25%	Unit
Maximum Power	Pmax	645.97	707.48	768.98	Wp
Open-Circuit Voltage	Voc	48.75	48.75	48.75	V
Short-Circuit Current	Isc	16.86	18.47	20.08	A
Voltage at Point of Maximum Power	Vmpp	40.73	40.73	40.73	V
Current at Point of Maximum Power	Impp	15.86	17.43	18.88	A
Module Efficiency	ηm	23.9	26.2	28.5	%

STC = Standard Test Conditions : Irradiance 1,000 W/m<sup>2</sup>, AM 1.5, Cell temperature 25 °C

### TEMPERATURE CHARACTERISTICS

Cell Operating Temperature	45±2 °C
Temperature coefficient of Isc	0.047%/ °C
Temperature coefficient of Voc	-0.240%/ °C
Temperature coefficient of Pmax	-0.290%/ °C

### PACKING

36 pcs./pallet, 720 pcs./40'HQ

### OPERATING CONDITIONS

Maximum System Voltage	1500V for connector C1 1000V for connector MC4	Max Rear Face Static Load (Snow etc)*	5400Pa
Operating Temperature	-40~+85 °C		
Maximum Series Fuse Rating	30A	Max Rear Face Static Load (Wind etc)*	2400Pa

