

Maximum Power | Maximum Efficiency | Power Tolerance  
**740W** | **23.80%** | **0~+3%**

# NB - JE740

## Mono-Crystalline Bifacial Half-Cut Photovoltaic Module N-Type



**CELL TYPE**  
N-Type/MBB/Monocrystalline/Half-Cell



**STRONG MECHANICAL LOAD CAPACITY**  
Withstand snow pressure up to 5400Pa on the front face and wind pressure up to 2400Pa on the rear face



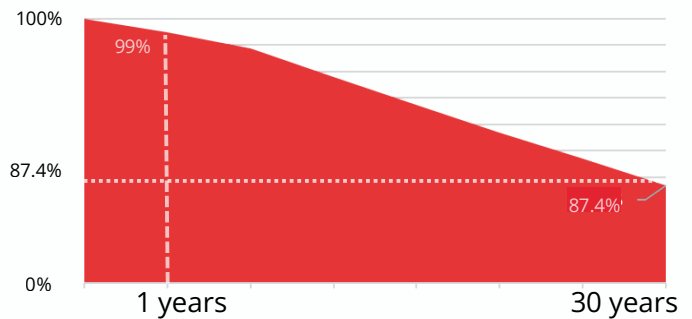
**HIGH EFFICIENCY, HIGH GENERATION**  
Based on Monocrystalline silicon wafer and TOPCon cell technology, the power generation efficiency has greatly improved with lower degradation and better temperature coefficient.



**SUPPORT 1500V SYSTEM**  
Increase the number of system modules in series, reduce overall cost of terminal power plant



**EXCELLENT ANTI-PID PERFORMANCE**  
Cell manufacturing technology optimization and materials control will help reduce PID degradation rate to the minimum



**12 YEARS**  
Product Warranty

**30 YEARS**  
Power Output Warranty

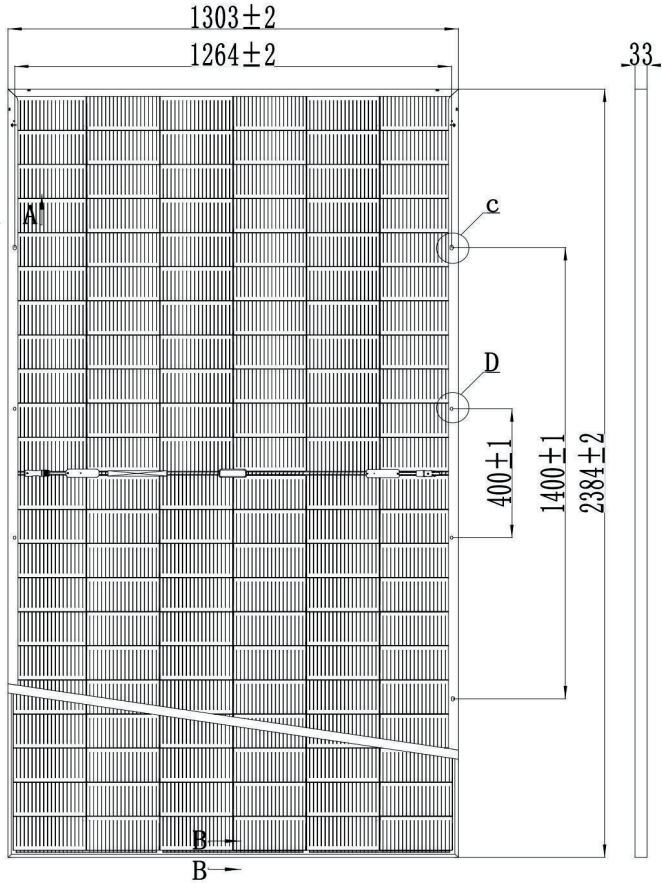
## CONNECT WITH US

- (66) 2-855-8800
- info@sssa.sharp-world.com
- http://sssa.co.th
- www.facebook.com/sharpsolarsolutionasia

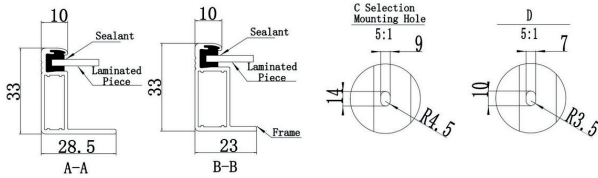
952 RAMALAND BUILDING,  
15th FLOOR, RAMA IV ROAD. SURIYAWONG, BANGRAK, BANGKOK 10500 THAILAND



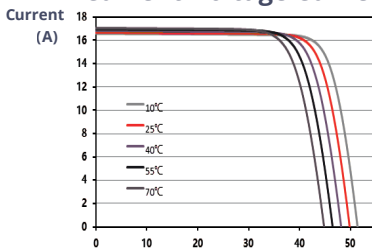
## NB - JE740



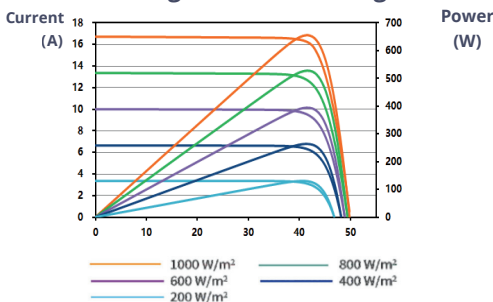
### REAR VIEW



### Current-Voltage Curve



### Power-Voltage&Current-Voltage Curve



### MECHANICAL DATA

No. of Cells	132 pcs N Type/MBB/Half-Cell
Dimension (L x W x D)	2,384 x 1,303 x 33 mm
Weight	37.5 kg
Frame	Anodized aluminum alloy
Front Glass	2.0 Semi-tempered embossed coated glass
Back Glass	2.0 Semi-tempered grid glass
Junction Box	Protection Degree IP68; 3 diodes
Cable	4.0 mm <sup>2</sup> ; +300mm, -200mm or customized length
Connector	C1

### BI-FACIAL MONOCRYSTALLINE

### ELECTRICAL PARAMETERS (STC) Model: NB - JE740 (740W)

Parameter	Symbol	Value	Unit
Max Power	P <sub>max</sub>	740	W
Max Power Voltage	V <sub>mp</sub>	41.55	V
Max Power Current	I <sub>mp</sub>	17.81	A
Open Circuit Voltage	V <sub>oc</sub>	49.85	V
Short Circuit Current	I <sub>sc</sub>	18.88	A
Module Efficiency	η <sub>m</sub>	23.8	%

STC(Standard Test Condition): AM1.5, Irradiance 1000W/m<sup>2</sup>, Cell Temperature 25°C

### BI-FACIAL GENERATION DATA (STC\*)

Parameter	Symbol	798	804	809	Wp
Maximum Power	P <sub>max</sub>	798	804	809	Wp
Open-Circuit Voltage	V <sub>oc</sub>	49.61	49.76	49.93	V
Short-Circuit Current	I <sub>sc</sub>	20.58	20.66	20.73	A
Voltage at Point of Maximum Power	V <sub>mpp</sub>	41.16	41.31	41.39	V
Current at Point of Maximum Power	I <sub>mpp</sub>	19.41	19.48	19.55	A

STC = Standard Test Conditions : Irradiance 1,000 W/m<sup>2</sup>, AM 1.5, Cell temperature 25 °C

### TEMPERATURE CHARACTERISTICS

Cell Operating Temperature	45±2 °C
Temperature coefficient of I <sub>sc</sub>	0.047%/ °C
Temperature coefficient of V <sub>oc</sub>	-0.233%/ °C
Temperature coefficient of P <sub>max</sub>	-0.280%/ °C

### PACKING

33 pcs./pallet, 594 pcs./40'HQ

### OPERATING CONDITIONS

Maximum System Voltage	1500V for connector C1	Max Rear Face Static Load (Snow etc)*	5400Pa
Operating Temperature	-40~+85 °C		
Maximum Series Fuse Rating	35A	Max Rear Face Static Load (Wind etc)*	2400Pa



Note: Electrical parameters are only used for comparison between different types of modules.

Due to product innovation, Sharp Solar Solutions Asia reserves the right to adjust the information in this datasheet at any time without prior notice. The technical data in this datasheet may be slightly deviated. Customer shall obtain the latest version of the datasheet when signing contract and making it an integral part of the binding contract signed by both parties.

